




The Commercial Slat Door MODEL 300



Standard Features:

1. Sealed Ball Bearings

The bearings are self-aligning which allows lasting free rotation.

2. Drum Assembly

The counterbalancing mechanism is housed in this unique, roll-up assembly, forming a self enclosed hood.

3. Steel Slat Curtain

All slats are manufactured from the highest quality galvanized steel with a baked enamel finish, to form an effective secure curtain. Slats are available curved or flat. (Available in 24 or 22 gauge.)

4. Bottom Bar

Full length structural steel angle with blade astragal. The blade astragal forms a barrier against weather, dirt, insects, and rodents. Slide bolt locks can accommodate padlocks.

5. Guides

Structural steel wall angle with galvanized roll-formed U-channel guides.

6. Chain Operation

Reduction drive standard on all doors. Smooth hand-chain provides safe and comfortable operation.

7. Ambidextrous Handing

Unique C-bracket configuration allows for handing of either side of the door.

Other Options:


- Inverted curtain for exterior mounting
- Slope strip (for sloped floors)
- Hoods/fascia panels
- Dead bolt locks for wicket doors
- Powder coating
- Two piece windlock guides available
- Contact factory for other available options

Model 300: The Commercial Slat Door

Porvene's 300 Series Commercial Slat Doors offer the economy of a sheet door, with the added strength of a service door. This Model is available with 24 Gauge or 22 Gauge steel slat curtain (some sizes are available in 24 gauge only) and can be windlocked. This complete product line comes standard with Chain Operation and can be upgraded to Electric Operation.



Model 300 Options



Hoods: To help protect roll-up door from the elements



Flat Slat



Vented Slat



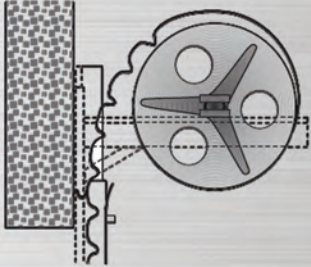
Curved Slat




Screened Slat



Guide Weather Seal



Top Draft Stop: Made of resilient rubber to insure a tight seal at the header



Vision Slat



Windlocked Slat



Wicket Door For personal access, and added efficiency and convenience



Pass Door Provides roll-up and pass door convenience while maintaining access to full opening width

PORVENE DURA-COAT COLORS



Dura-Finish Paint Process

The Porvene process is designed to give a longer life, with less maintenance and much better protection against the elements such as weather and dust. Our method produces one of the best systems in our industry for a longer lasting and more maintenance free finish. Our system produces one of the thickest top coat finishes in our industry.



DISTRIBUTED BY: